

Strathcona
Industrial
Association

| **SIAYEARINREVIEW.COM**



+ NEW ADDITIONS

In June 2015, SIA celebrated Clean Air Day by unveiling its new state-of-the-art air quality monitoring station in Ardrossan.

× MULTIPLICATION

Both SIA and our member companies are committed to making positive contributions in the communities where we live and work. We recognize that partnership, meaningful engagement and collaborative dialogue underpin our collective success and we are eager to work together for a brighter future. Read about these community events in 2015:



- River Day
- Get Prepared Strathcona
- Greater Hardisty Community Day
- United Way's Day of Caring

= IMPRESSIVE RESULTS

SIA is focused on identifying collaborative solutions. Our commitment to our communities is steadfast, and we work hard to ensure that our record of safe and responsible industrial development is upheld.

STRATHCONA DISTRICT MUTUAL ASSISTANCE PROGRAM (SDMAP)

LEARNING FROM EXPERIENCE
Edmonton Terminal Emergency Exercise

INCREASING EFFICIENCY
Turnarounds 101

- SUBTRACTION

In the last five years, regional air monitoring stations across the country have adopted improved technology to better measure and monitor atmospheric particulate matter levels. Learn about PM2.5 .



Based on this focus, **IMPERIAL OIL** has made great progress and the Strathcona refinery has excellent environmental emission and environmental compliance records.



CELANESE EVA (Ethylene Vinyl Acetate) Performance Polymers is making a difference, one bead at a time.



★ FEATURE

Women Building Futures (WBF) is a leader in trades training for women, with extensive experience recruiting women into Alberta's resource workforce and ensuring that they advance in the trades through apprenticeship registration and timely completion.

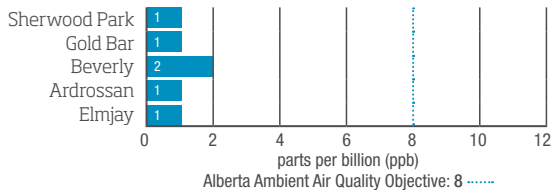




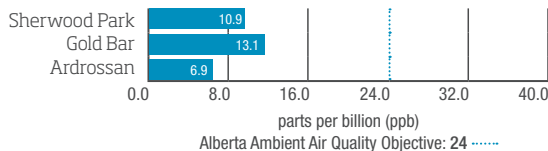
NUMBERS: TRACKING OUR PROGRESS

By consistently monitoring and measuring our performance, we are better able to understand the effects of industry and gather scientifically valid data about current local air quality and long-term trends. We share this information via our on-going reporting to Alberta Environment and Parks and our annual Ambient Air Monitoring Report. Visit SIAYEARINREVIEW.COM to review all of the data.

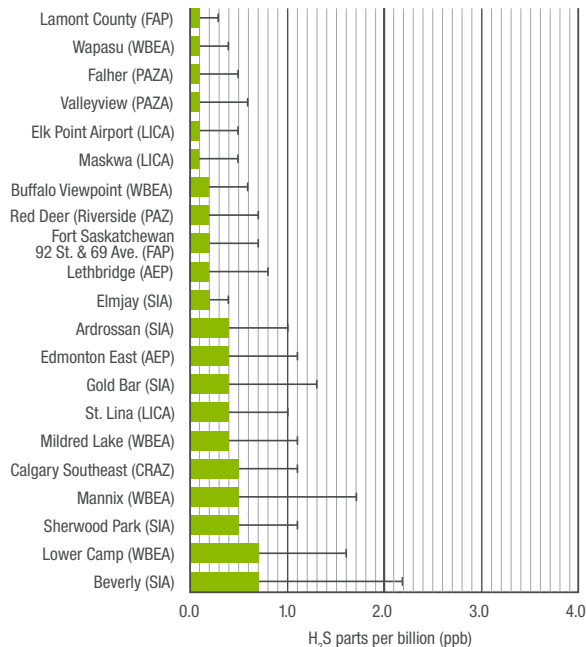
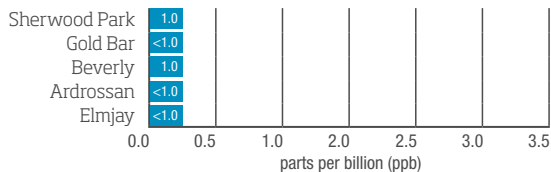
2015 Annual Averages (SO₂)



2015 Annual Averages (NO₂)



2015 Annual Averages (H₂S)



24hr. Particulate Matter Sampling Results (Conc. unit µg/m³) Jan. 1 to Mar. 31, 2015

